




# How To Kit



# Storytime on the Radio






# Storytime on the Radio

Reading on the community radio can be a fun way to reach out to more people in the community and promote family literacy. In one northern community, copies of the weekly radio story were available at the Northern Store, the Health Centre and the Community Hall.

Parents and children tune into the radio storytime and read along with the story. The little booklets also contain drawings that can be coloured and some word puzzles and games for older kids. Storytime can happen just before radio bingo, which guarantees a pretty big audience!



## You can also....


- **Invite a celebrity** to your “Storytime on the Radio.” Ask the Mayor or Chief, local authors, Fire Fighter, Police Officer, etc.
- **Invite a mystery reader** to come and read the story on the radio and then have the families phone in and try to guess who the reader is.
- **Invite elders** to share their stories on the radio.
- **Invite children** or their parents to read their own stories on the radio.





## Steps to Organizing a Storytime on the Radio

1. Contact your local radio station to find out if you can use the radio station and what times are available.
2. Find volunteers in the community to help organize and run the radio storytime.
3. Choose a good time for the radio storytimes. Saturday afternoons or evenings are usually a good time for families. In some communities, radio storytime happens just before radio bingo, which guarantees a pretty big audience!
4. Advertise the Radio Storytime at least one week before the event. Put posters up around the community, advertise on the local radio station, or green screen and hand out personal invitations at the school. Tell everyone about it! Posters and invitations are included in this package.
5. Photocopy the stories you will be reading. The little booklets, included in this package, also contain drawings that could be coloured and some word puzzles and games for older kids.
6. Put the copies of the stories in public places around town – school, health centre, stores, etc.
7. You could invite a mystery reader or special guest readers to read stories on the radio. You could also invite an elder to tell a traditional story.
8. It is nice to give out prizes during the radio storytime. You could have families phone in and answer a question about the story you've

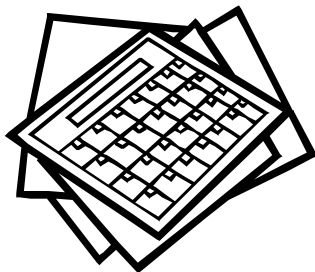




## Celebrate Family Literacy in the NWT

read or about family literacy. Prizes can be books, pencils, or bookmarks. You could ask a local business for donations or contact the NWT Literacy Council at 867-873-9262 if you would like book prizes

9. You could give out a “Family Literacy Tip or Activity” at the end of the storytime for parents to try at home with their children. These are included in the “How to Kit: Family Literacy Activities Night.”
10. Ask the local paper to do a story about the radio storytime.
11. Thank your sponsors on the radio and by writing them a letter.



**Make the event weekly or monthly.**




**Ask the local band office, Co-op, Northern Store, local business or the NWT Literacy Council for donations of prizes to be drawn during the radio storytime.**





# Storytime On the Radio



Date: \_\_\_\_\_

Time: \_\_\_\_\_

Where: On the Radio

Cost:



Pick up your copy of the stories at:

\_\_\_\_\_

*Sponsored by* \_\_\_\_\_





## Storytime On the Radio

Date: \_\_\_\_\_

Time: \_\_\_\_\_

Where: On the Radio



Pick up your copy of the story at  
\_\_\_\_\_



## Storytime On the Radio

Date: \_\_\_\_\_

Time: \_\_\_\_\_

Where: On the Radio



Pick up your copy of the story at  
\_\_\_\_\_



## Storytime On the Radio

Date: \_\_\_\_\_

Time: \_\_\_\_\_

Where: On the Radio



Pick up your copy of the story at  
\_\_\_\_\_



## Storytime On the Radio

Date: \_\_\_\_\_

Time: \_\_\_\_\_

Where: On the Radio



Pick up your copy of the story at  
\_\_\_\_\_

